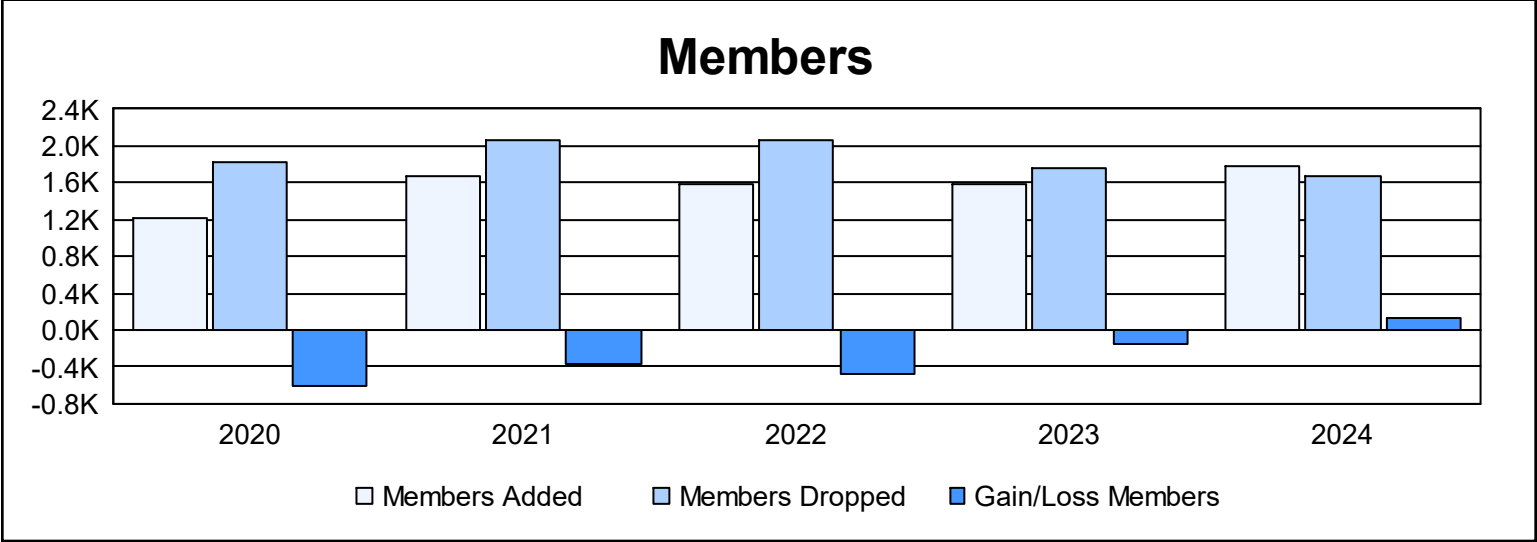
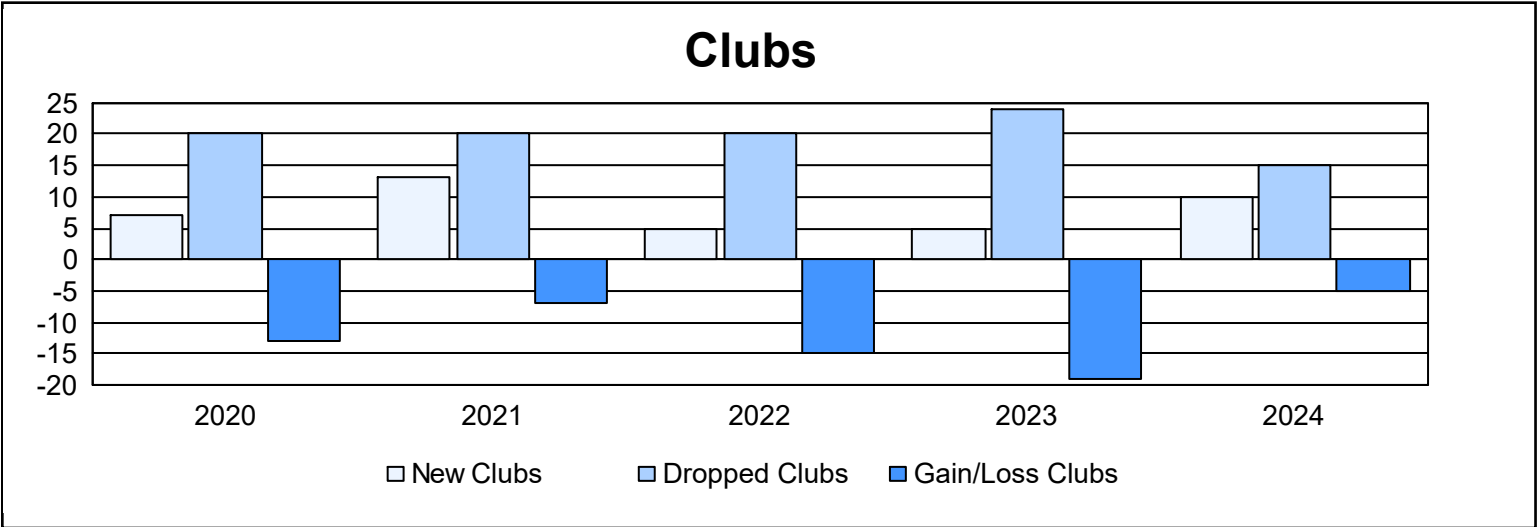
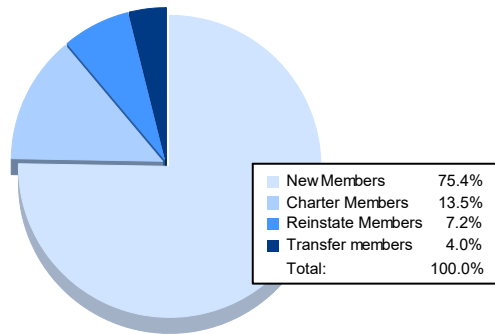


| Year | New Clubs | Dropped Clubs | Gain/ Loss Clubs | New Members | Charter Members | Reinstate Members | Transfer Members | Total Member Added | Total Members Dropped | Gain/ Loss Members |
|-----------|-----------|---------------|------------------|-------------|-----------------|-------------------|------------------|--------------------|-----------------------|--------------------|
| 2019-2020 | 7 | 20 | -13 | 866 | 204 | 85 | 61 | 1,216 | 1,820 | -604 |
| 2020-2021 | 13 | 20 | -7 | 1,116 | 402 | 121 | 42 | 1,681 | 2,057 | -376 |
| 2021-2022 | 5 | 20 | -15 | 1,220 | 163 | 150 | 51 | 1,584 | 2,058 | -474 |
| 2022-2023 | 5 | 24 | -19 | 1,177 | 168 | 132 | 113 | 1,590 | 1,749 | -159 |
| 2023-2024 | 10 | 15 | -5 | 1,349 | 241 | 128 | 71 | 1,789 | 1,669 | 120 |
| Average | 8 | 20 | -12 | 1,146 | 236 | 123 | 68 | 1,572 | 1,871 | -299 |



Membership Composition June 2024 Cumulative



Gender Composition June 2024 Cumulative

